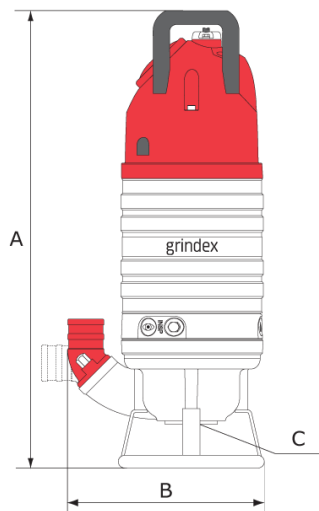




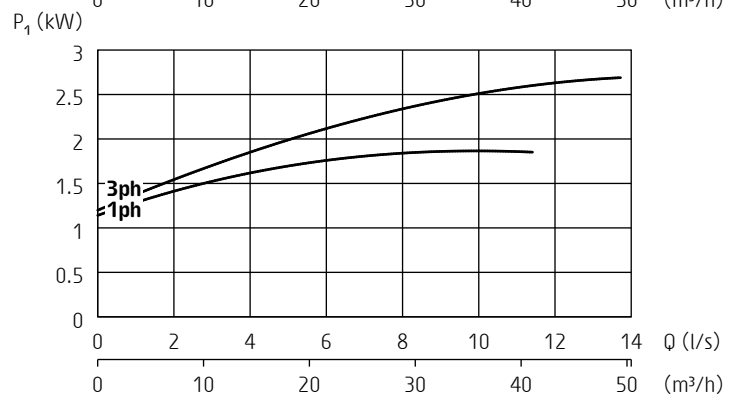
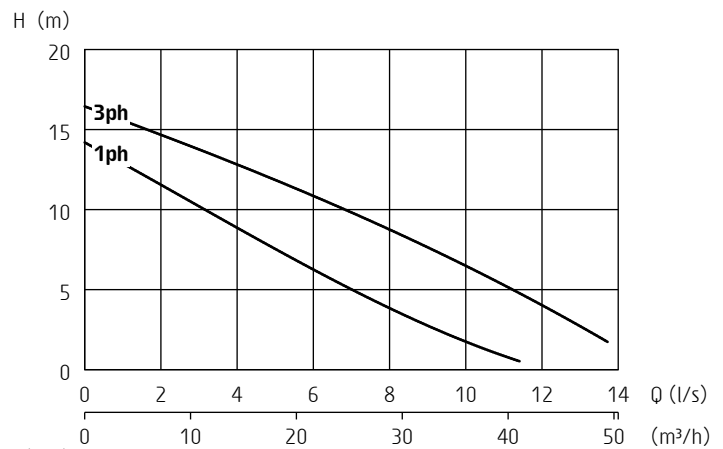
Salvador

Electrical submersible sludge pump



50 Hz	1-ph	3-ph
Discharge connection	3"	3"
Rated power P_2 [kW]	1,5	2,2
Max. power consumption P_1 [kW]	1,9	2,7
Shaft speed [r.p.m.]	2800	2800
Rated current at 230V	8,4 A	8,1 A
Rated current at 400V	-	4,7 A
Rated current at 500V	-	3,7 A
Solids passage	50 mm	50 mm
Dimensions A / B / C	766 / 375 / 50 mm	766 / 375 / 50 mm
Weight	34 kg	34 kg

Other voltages on request



ISO 9906/A

Classification

Electrical submersible sludge pump
Protection class: IP 68

Electrical motor

1-phase: Squirrel cage induction motor with start and run capacitor
3-phase: Squirrel cage induction motor
Insulation class: F (IEC 85)

Motor protection

1-phase: Temperature guard with a thermal contact in stator opening temperature 125°C (257°F), air valve
3-phase: Phase sequence control, phase failure guard, temperature guard with thermal contacts in the stator opening temperature 125°C (257°F) (= SMART system), air valve

Cable - SubCab

1-phase: 3G1,5mm², 20 m (66 ft) / 14AWG/3, 53 ft
3-phase: 4G1,5mm², 20 m (66 ft) / 14AWG/4, 53 ft

Limitations

Max. submersion depth: 20 m (66 ft)
Max. liquid temperature: 40 °C (104 °F)
Allowed pH range: 5 - 8
Maximum liquid density: 1100 kg/m³ (68 lbs/ft³)

Shaft seals

Cartridge seal: pre-assembled double mechanical seal running in an oil compartment
Material lower seal: tungsten carbide - tungsten carbide
Material upper seal: tungsten carbide - tungsten carbide

Bearings

Ball bearings with C3 clearance

Discharge connection

3" hose, ISO-G or NPT

Materials

Casted parts: Aluminium
Outer casing: Stainless steel
Motor shaft: Stainless steel
Impeller: Hard-Iron™
Pump housing: Aluminium/Polyurethane
Screws and nuts: Stainless steel
O-rings: Nitrile rubber

Accessories

Zinc anodes
Float switch (max 400 V)

Specifications can be changed without notice